




# HOW TO WASH YOUR HANDS

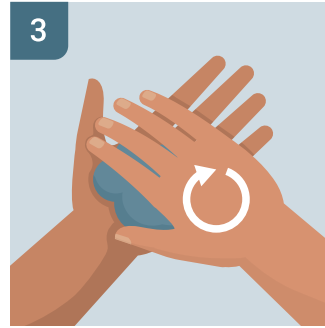
PROTECT YOURSELF AND OTHERS AGAINST INFECTIONS



1 WET HANDS



2 APPLY SOAP



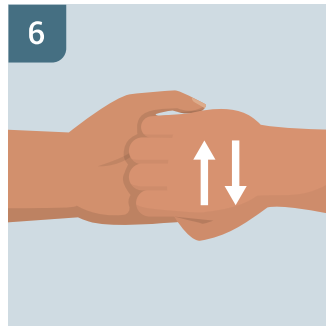
3 RUB HANDS  
PALM TO PALM



4 LATHER THE BACKS  
OF YOUR HANDS



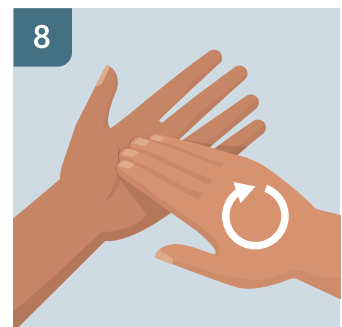
5 SCRUB  
BETWEEN YOUR FINGERS



6 RUB THE BACKS  
OF FINGERS ON  
THE OPPOSING PALMS



7 CLEAN THUMBS



8 WASH FINGERNAILS  
AND FINGERTIPS



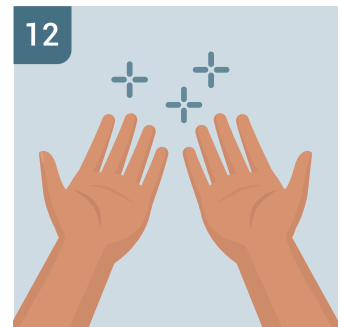
9 RINSE HANDS



10 DRY WITH  
A SINGLE USE TOWEL



11 USE THE TOWEL  
TO TURN OFF THE FAUCET



12 YOUR HANDS ARE CLEAN



Utica National Insurance Group

Insurance that starts with you.®

Utica Mutual Insurance Company and its affiliated companies, New Hartford, NY 13413  
www.uticanational.com • 1.800.598.8422